

The best learning assistants

Exam : 3COM 3M0-331

**Title : 3Com WAN Specialist Final
Exam v2.0**

Update : DEMO



1. In V2.x code on a 3Com 5000 or 6000 series router, if the firewall is enabled, which packet is NOT inspected by default?

- A. Non-fragments
- B. First fragments
- C. Non-first fragments

Answer: C

2. In V2.x code on a 3Com 5000 or 6000 series router, which is NOT provided by Application Specific Packet Filtering (ASPF)?

- A. Java Blocking
- B. Site and content blocking
- C. Enhanced session logging
- D. Support for Port to Application Mapping (PAM)
- E. Defense against Denial of Service (DoS) attacks

Answer: B

3. In V2.x code on a 3Com 5000 or 6000 series router with firewall enabled, what happens when exact packet matching for fragments is enabled?

- A. L3 information is recorded for all fragments
- B. L3 information is recorded for first fragments
- C. Non-L3 information is recorded for all fragments
- D. Non-L3 information is recorded for first fragments

Answer: D

4. Which term does not describe or refer to a frame relay function or parameter?

- A. DE
- B. CIR
- C. DLCI
- D. IPCP
- E. FECN

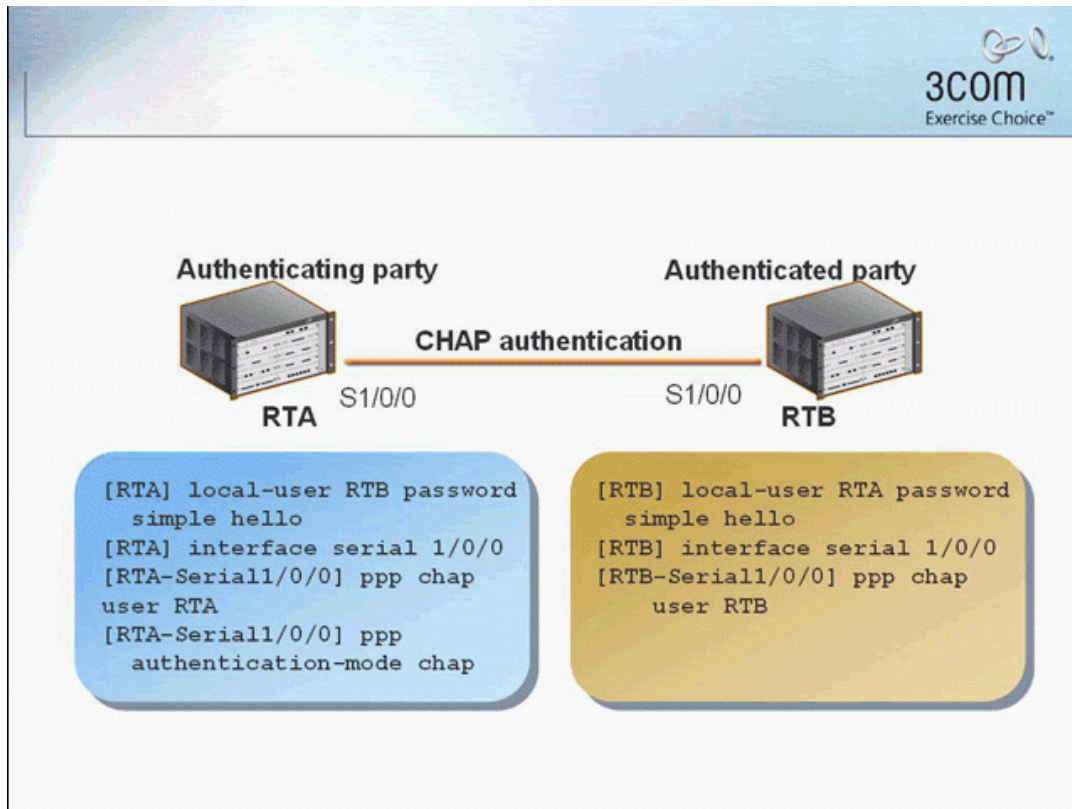
Answer: D

5. What OSI layer do routers operate at in the OSI model?

- A. Session
- B. Network
- C. Physical
- D. Data Link
- E. Transport
- F. Application

Answer: B

6. Click the Exhibit button. In the diagram, which additional router command is needed to correctly configure CHAP?



- A. [RTA] LCP Chap
- B. [RTB] Chap enable
- C. [RTA-Serial1/0/0] ppp chap user RTA
- D. [RTB-Serial1/0/0] ppp chap user RTA
- E. [RTB-Serial1/0/0] ppp authentication-mode chap

Answer: C

7. The PPP LCP protocol is associated with which layer of the OSI model?

- A. Session
- B. Physical
- C. Data Link
- D. Transport
- E. Presentation

Answer: C

8. Which three are characteristics of a router? (Choose three.)

- A. Forwards packets between networks
- B. Connects only networks of similar types
- C. Finds the best path from one network to another network

D. Works at Layer 4, the Transport Layer according to the OSI model

E. Connects networks into physically unified internetworks, with each network retaining its own identity

Answer: ACE

9. Which four are important considerations when planning a wide area network design? (Choose four.)

A. Current and planned throughput requirements

B. Proper WAN traffic management to prevent serious congestion

C. Detailed plan for reconfiguring the WAN when expansion is required

D. Disaster recovery plan that facilitates backing up key corporate data

E. Determining if and how backup links will be incorporated into the WAN design

F. What is required to provide customers and partners reasonable access to your Web site

Answer: ABEF

10. Frame relay is associated with which layer of the OSI model?

A. Network

B. Session

C. Physical

D. Data link

E. Transport

Answer: D

11. Which is the default match order used for ACL rules?

A. auto

B. LIFO

C. config


D. longest match

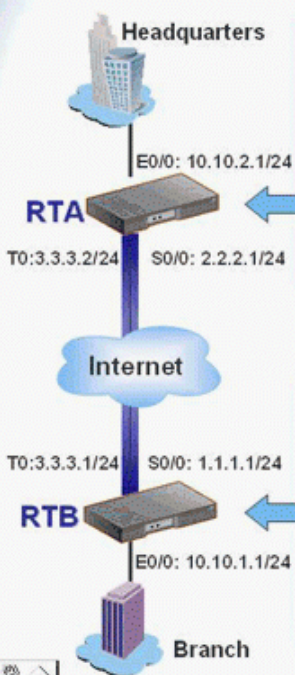
E. determined by ?bits

Answer: C

12. Click the Exhibit button. In the configuration example, which command is needed to complete the GRE configuration?

GRE Configuration Example





```
[RTA-Serial0/0] ip address 2.2.2.1 255.255.255.0
[RTA-Ethernet0/0] ip address 10.10.2.1 255.255.255.0
[RTA]interface tunnel 0/0
[RTA-Tunnel0/0] ip address 3.3.3.2 255.255.255.0
[RTA-Tunnel0/0] source 2.2.2.1
[RTA] ip route-static 1.1.1.1 24 s0/0
[RTA] ip route-static 10.10.1.1 24 3.3.3.1
```

```
[RTB-Serial0/0] ip address 1.1.1.1 255.255.255.0
[RTB-Ethernet0/0] ip address 10.10.1.1 255.255.255.0
[RTB]interface tunnel 0/0
[RTB-Tunnel0/0] ip address 3.3.3.1 255.255.255.0
[RTB-Tunnel0/0] source 1.1.1.1
[RTB-Tunnel0/0] destination 2.2.2.1
[RTB] ip route-static 2.2.2.1 24 s0/0
[RTB] ip route-static 10.10.2.0 24 3.3.3.2
```

- A. [RTA] ike peer RTB
- B. [RTB] ike peer RTA
- C. [RTA] set mode ip_tunnel
- D. [RTB] set mode ip_tunnel
- E. [RTA-Tunnel0/0] destination 1.1.1.1

Answer: E

13. What is the IPSEC security feature that can detect an illegal change to a packet's content referred to as?

- A. 3DES
- B. Anti-replay
- C. Data integrity
- D. Data confidentiality
- E. Data authentication

Answer: C

14. Which three are features of IP Security (IPSec)? (Choose three.)

- A. Is a Layer 2 Virtual Private network (VPN) protocol
- B. Is a Layer 3 Virtual Private network (VPN) protocol
- C. Can transport IP, IPX, AppleTalk and other protocols
- D. Supports two security modes: tunneling and transport mode

- E. Requires Point-to-Point Protocol (PPP) as a transport protocol
- F. Consists of three protocols: Authentication Header, Encapsulation Security Payload, and Internet Key Exchange

Answer: BDF

15. What Class D IP address range is reserved for Multicast packets?

- A. 224.0.0.0 through 239.0.0.0
- B. 222.0.0.0 through 224.255.255.255
- C. 224.0.0.0 through 239.255.255.255
- D. 224.255.255.255 through 239.255.255.255

Answer: C

16. When there are multiple IGMP-enabled routers connected to an IP subnet, which router will become the IGMP querier (IGMP-designated router)?

- A. The router with the lowest Router ID
- B. The router with the highest Router ID
- C. The router with the lowest IP address
- D. The router with the highest IP address
- E. The router with the least cost route to the Internet

Answer: C

17. What is a standard way to group users for audio/video applications without overwhelming network bandwidth?

- A. IP Unicasting
- B. IP Multicasting
- C. IP Broadcasting
- D. Link Aggregation
- E. Spanning Tree Protocol

Answer: B

18. Which three are characteristics of xDSL technology? (Choose three.)

- A. It can transfer data at speeds up to 30 Mbps
- B. It converts existing twisted pair telephone lines into high-speed data paths
- C. It simultaneously provides high-speed data and Plain Old Telephone Service (POTS)
- D. It uses the same packet/frame format as Ethernet, which makes it ideal for LAN to WAN access
- E. The speed of an xDSL service depends on the thickness of copper wire and the distance from the telco Central Office (CO)

Answer: BCE

19. What customer-premises equipment (CPE) always connects to the local loop digital service?

- A. Analog modem
- B. Permanent Virtual Circuit (PVC)
- C. Private Branch Exchange (PBX)
- D. Channel Service Unit (CSU)/ Data Service Unit (DSU)

Answer: D

20. Which three are important Router ID considerations when using Open Shortest Path First (OSPF) routing protocol? (Choose three.)

- A. The Router ID must be unique in a network
- B. By default, the Router ID is the first IP address configured on a router
- C. The Router ID is a 24-bit address that identifies the router within an OSPF domain
- D. The Router ID is a 32-bit address that identifies the router within an OSPF domain
- E. The Router ID is always the number 99 that identifies the routing protocol as OSPF

Answer: ABD

ExamSavior.com was founded in 2006. The safer,easier way to help you pass any IT Certification exams . We provide high quality IT Certification exams practice questions and answers(Q&A). Especially [Adobe](#), [Apple](#), [Citrix](#), [Comptia](#), [EMC](#), [HP](#), [HuaWei](#), [LPI](#), [Nortel](#), [Oracle](#), [SUN](#), [Vmware](#) and so on. And help you pass any IT Certification exams at the first try.

You can reach us at any of the email addresses listed below.

English Customer:

Sales : sales@examsavior.com

Support: support@examsavior.com

Website: www.examavior.com

